

Avgas Autos



"Hot Rod Spoken Here"

Catalogue 2002 / 03

HOT ROD PARTS SUPPLY AND MANUFACTURE

Ph. 1800 24 66 24

Fax. 02 6255 2350

Email. wayne@avgasautos.com

Web. <http://www.avgasautos.com>

Avgas Autos stocks far too many products to list in this catalogue. If an item you require is not listed please contact Avgas Autos on the above Toll Free Number...



Chassis Rails and Accessories

1928-31	Chassis Rails with frame horn and rear kick-up
1932	American Stamping Chassis Rails
1933 -34	American Stamping Chassis Rails
1933 -34	Chassis Rails 2" raised rear
1935- 40	Chassis Rails

Boxing Plates

1928-31	Chassis Rails 3" kick-up
1932	Chassis
1933 -34	Chassis
1933 -34	Chassis Rails 2" raised rear
1935- 40	Chassis Rails

Front Cross Members

1928 -32	1" lowered
1933- 34	1" lowered
1935- 40	1" lowered

Rear Cross Members

1928-31	Suit coil overs
1932	Suit coil overs
1933-34	Suit coil overs
1935-40	Suit coil overs

Engine Mounts

EMC	All Years	Engine Mount Small and Big Block Chev
EMSf	All Years	Engine Mount Small Block Ford
EMBF	All Years	Engine Mount Big Block Ford
EMH	All Years	Engine Mount Holden V8

Gear Box Mounts

GBMPG	All Years	Gear Box Mount Powaglide
GBM350	All Years	Gear Box Mount Turbo Hydro 350
GBM400	All Years	Gear Box Mount Turbo Hydro 400
GBMF	All Years	Gear Box Mount Ford C4, C6, F.M.X

Chassis

Chassis completed to any stage including brake lines and wiring.

Stage - 1	Inquire
Stage - 2	Inquire
Stage - 3	Inquire

Front end components

Avgas Autos is the sole Australian Distributor for the Australian Axle Company which produces locally manufactured componentry for early Ford chassis. Australian Axle Company currently exports to New Zealand and the United States and has an ever-increasing parts inventory.

Complete front end kits including brake rotors, callipers and steering box bracket are available in mild steel or deluxe Stainless Steel, which includes P# CM1AL-C brake option.

Avgas and authorised distributors carry drag links and tie rods to suit the full range of Australian Axle Company "Hellraiser" Axles. Available in 304 stainless steel and mild steel. Your choice.

4 bar sets available in mild or stainless steel Individually or in kit form
Special Lengths - no problems!

Hair Pin Radius Rods a speciality at Avgas. Available in stainless steel or mild, parallel or tapered.



Front end kits

FE-2831-P	1928-31	Front end, complete, mild steel, specify axle option
FE-2831-SS	1928-31	Front end, complete, deluxe Stainless Steel specify axle option
FE-32-P	1932	Front end, complete, mild steel, specify king pin centres and axle options
FE-32-SS	1932	Front end, complete, deluxe Stainless Steel specify king pin centres and axle options
FE-3334-P	1933-34	Front end, complete, mild steel, specify king pin centres and axle options
FE-3334-SS	1933-34	Front end, complete, deluxe Stainless Steel specify king pin centres and axle option
FE-3540-P	1935-40	Front end, complete, mild steel
FE-3540-SS	1935-40	Front end, complete, deluxe Stainless Steel

Front end brackets

F-4LC-A	1928-31	4 link chassis brackets, pair
F-4LC-B	1932-34	4 link chassis brackets, pair
SBM	All Years	Weld on steering box mount, suit HQ-WB or Australian Axle Co. Steering box

Tie rods

TR-2831	N/a	Tie rod suit 46" king pin centre axle
TR-2831-SS	N/a	Tie rod suit 46" king pin centre axle, Stainless Steel
TR-3236	N/a	Tie rod suit 48" king pin centre axle
TR-3236-SS	N/a	Tie rod suit 48" king pin centre axle, Stainless Steel
TR-3740	1937-40	Tie rod suit 47 3/4" king pin centre axle
TR-3740-SS	1937-40	Tie rod suit 47 3/4" king pin centre axle, Stainless Steel
TR-4248	1942-48	Tie rod suit 50" king pin centre axle
TR-4248-SS	1942-48	Tie rod suit 50" king pin centre axle, Stainless Steel

Drag links

DL-2831	1928-31	Drag link suit 46" axle with HQ steering box
DL-2831-SS	1928-31	Drag link suit 46" axle with HQ steering box, Stainless Steel
DL-32	1932	Drag link suit 46" axle with HQ steering box
DL-32-SS	1932	Drag link suit 46" axle with HQ steering box, Stainless Steel
DL-32-B	1932	Drag link suit 48" axle with HQ steering box
DL-32-BSS	1932	Drag link suit 48" axle with HQ steering box, Stainless Steel
DL-40	1933-34	Drag link suit 46" axle with HQ steering box
DL-40-SS	1933-34	Drag link suit 46" axle with HQ steering box, Stainless Steel
DL-40-B	1933-34	Drag link suit 48" axle with HQ steering box
DL-40-BSS	1933-34	Drag link suit 48" axle with HQ steering box, Stainless Steel
DL-3536	1935-36	Drag link suit 48" axle with HQ steering box
DL-3536-SS	1935-36	Drag link suit 48" axle with HQ steering box, Stainless Steel

DL-3740	1937-40	Drag link suit 47 3/4" axle with HQ steering box
DL-3740-SS	1937-40	Drag link suit 47 3/4" axle with HQ steering box, Stainless Steel

Rear end kits

Complete rear end kits in either Triangulated 4 link, Parallel 4 link or traditional ladder bars are available in mild or Stainless Steel. Your choice.

RE-2831-P	1928-31	Complete adjustable parallel 4 link, mild steel, includes all brackets (Requires pan hard kit)
RE-2831-SS	1928-31	Complete adjustable parallel 4 link, Stainless Steel, includes all Brackets (Requires pan hard kit)
RE-32-P	1932	Complete triangulated 4 link, non-adjustable, mild steel
RE-32-PA	1932	Complete triangulated 4 link, adjustable, mild steel
RE-32-SS	1932	Complete triangulated 4 link, non-adjustable, Stainless Steel
RE-32A-SS	1932	Complete triangulated 4 link, adjustable, Stainless Steel
REP-32-P	1932	Complete Parallel 4 link, adjustable, mild steel (Requires Pan Hard Bar)
REP-32-SS	1932	Complete Parallel 4 link, adjustable, Stainless Steel (Requires Pan Hard Bar)
RE-3334-P	1933-34	Complete triangulated 4 link, non-adjustable, mild steel
RE-3334-PA	1933-34	Complete triangulated 4 link, adjustable, mild steel
RE-3334-SS	1933-34	Complete triangulated 4 link, non-adjustable, Stainless Steel
RE-3334A-SS	1933-34	Complete triangulated 4 link, adjustable, Stainless Steel
REP-3334-P	1933-34	Complete Parallel 4 link, adjustable, mild steel (Requires Pan Hard Bar)
REP-3334-SS	1933-34	Complete Parallel 4 link, adjustable, Stainless Steel (Requires Pan Hard Bar)

Rear end brackets

CP4L	N/a	Combination parallel 4 link and shock bracket, pair
CT4L	N/a	Combination triangulated 4 link and shock bracket, pair
RSDB	N/a	Rear shock diff brackets, pair
4LDB	N/a	Triangulated 4 link diff bracket set
4LTC	N/a	Triangulated 4 link top chassis brackets, pair
4LLC	N/a	Triangulated 4 link lower chassis brackets, pair
DPLB	N/a	Ladder bar diff plates set
DP2831	1928-31	Rear 4 link diff plates set
DP2831-CB	1928-31	Rear 4 link chassis brackets, pair



Pan Hard Brackets suit 9" Ford

PH-9	N/a	Pan Hard bracket suit 9" Ford diff
PH-9A	1928-31	Pan Hard bracket suit 9" Ford diff, includes bar and chassis bracket
PH-9A-SS	1928-31	Pan Hard bracket suit 9" Ford diff, includes bar and chassis bracket, Stainless Steel
PH-9B	1932	Pan Hard bracket suit 9" Ford diff, includes bar and chassis bracket
PH-9B-SS	1932	Pan Hard bracket suit 9" Ford diff, includes bar and chassis bracket, Stainless Steel
PH-9-40	1933-34	Pan Hard bracket suit 9" Ford diff, includes bar and chassis bracket
PH-9-40-SS	1933-34	Pan Hard bracket suit 9" Ford diff, includes bar and chassis bracket, Stainless Steel
PH-9-48	1935-40	Pan Hard bracket suit 9" Ford diff, includes bar and chassis bracket
PH-9-48-SS	1935-40	Pan Hard bracket suit 9" Ford diff, includes bar and chassis bracket, Stainless Steel

Stubb axles

SA3741-SF	1928-48	Suit 1946-48 brake hubs
SA3741-SFP	1928-48	Suit 1946-48 brake hubs Polished
SA3741-S	1928-48	Suit Ford disc rotor
SA3741-SP	1928-48	Suit Ford disc rotor Polished

Styled on the 37-41 round style ford stubb axles, manufactured from 17-4 Stainless steel or annealed ductile, machined to accept Ford Disc rotors or early Ford Hubs available polished or plain.

King Pins

KP3741	1937-41	Plain to suit Ford
KP4248	1942-48	Plain to suit Ford
KP3741-S	1937-41	Stainless steel to suit Ford
KP4248-S	1942-48	Stainless steel to suit Ford

Steering Arms

SA2834-S	1928-34	Suit side steer
SA2834-SP	1928-34	Suit side steer, Polished
SA2834-SS	1928-34	Suit cross steer, RHD
SA2834-SSL	1928-34	Suit cross steer, LHD
SA2834-SSP	1928-34	Suit cross steer, RHD, Polished
5A2834-SSLP	1928-34	Suit cross steer, LHD, Polished
SA3540-S	1935-40	Suit side steer
SA3540-SP	1935-40	Suit side steer, Polished
SA3540-SS	1935-40	Suit cross steer, RHD
SA3540-SSL	1935-40	Suit cross steer, LHD
SA3540-SSP	1935-40	Suit cross steer, RHD, Polished
SA3540-SSLP	1935-40	Suit cross steer, LHD, Polished

**Bat Wings**

BW2834	1928-34	Plain suit 2 1/4" axle boss
BW2834-P	1928-34	Polished suit 2 1/4" axle boss
BW3540	1935-40	Plain suit 2 1/4" axle boss
BW3540-P	1935-40	Polished suit 2 1/4" axle boss

Adjustor

ADS
ADSP
AD7
AD7P
AD11
AD11P
ADR
ADRP
CADS



Straight 5/8" IJNF thread with jam nut
Straight 5/8" UNF thread with jam nut, Polished
7° angle 5/8" UNF thread with jam nut
7° angle 5/8" UINF thread with jam nut, Polished
11° angle 5/8" UNF thread with jam nut
11° angle 5/8" UNF thread with jam nut, Polished
Rear 3/4" UNF thread with jam nut
Rear 3/4" UNF thread with jam nut, Polished
Clevis 5/8" UNF, 1/2" dia through bolt, plain finish

Adjustors available with red or black bushes. . . inquire.

Disc Brake Adaptors

CM1AL 1937-42
CM1AL-C 1937-42

CMP 1937-42

Manufactured from A-603 Aluminium. Highly polished.
Same as above but includes finned aluminium callipers, pads and all fasteners.
Mild steel adaptors suit commodore callipers.

Tie Rod End

TRE48R 1948
TRE48L 1948

Manufactured from 17-4 stainless steel includes jam nuts, RH thread 11/16th - 18tpi.
Manufactured from 17-4 stainless steel includes jam nuts, LH thread 11/16 - 18tpi.



Red or Black dust covers available



Front Shocks

HRS-1C
HRS-1
HRS-2C
HRS-2

Chrome shocks 10 3/8" open -7 3/8" closed
Painted Shocks 10 3/8" open -7 3/8" closed
Chrome Shocks 14 1/2" open -9 1/2" closed
Painted Shocks 14 1/2" open -9 1/2" closed

Front shock absorbers manufactured by Australian Axle Company exclusive for Avgas Autos. Available in painted or chrome finish

Rear Shocks

COS-1
COS-2

Aluminium coil over shock 13 1/2" open 10 1/2" closed, 18 position dampening adjustment.
Aluminium coil over shock 16" open 12" closed, 18 position dampening adjustment.

Coil Springs

All Coil over shocks are fitted with quality Eibach springs. Spring rates available from 100lb to 600lb, enquire.

Pitman Arm

PAHQ All Years
PAHQ-P All Years

Pitman arm suit HQ-WB and Australian Axle Company Steering boxes. Manufactured from 17-4 stainless steel. Two way tapered eye for tie rod entry. Plain Finish
Pitman arm suit HQ-WB and Australian Axle Company Steering boxes. Manufactured from 17-4 stainless steel Two way tapered eye for tie rod entry. Polished Finish





PAN-Set

All Years

Pitman arm nut and spring washer Manufactured from 316 stainless steel polished only.

Perch Pins

PP2834

1928-34

manufactured from 17-4 Stainless Steel fitted with anti rotation keyway. Plain Finish

PP2834-P

1928-34

manufactured from 17-4 Stainless Steel fitted with anti rotation keyway. Polished Finish

Lower shock mounts

LSM2834

1928-34

manufactured from 17-4 Stainless Steel fitted with anti rotation keyway. Plain Finish

LSM2834P

1928-34

manufactured from 17-4 Stainless Steel fitted with anti rotation keyway. Polished Finish

Top Shock Mounts

TSM2832

1928-32

Pressed Steel weld on bracket

TSM3334

1933-34

Pressed Steel bolt on bracket

TSM2834

1928-34

manufactured from 17-4 Stainless Steel. Plain finish, incorporates head light mount for Hiboy style cars. Mounting hardware included.

TSM2834-P

1928-34

manufactured from 17-4 Stainless Steel. Polished finish, incorporates head light mount for Hiboy style cars. Mounting hardware included.

TSM2840

1928-40

manufactured from 17-4 Stainless Steel. Plain finish, mounting hardware included.

TSM2840-P

1928-40

manufactured from 17-4 Stainless Steel. Polished finish, mounting hardware included.



Spring shackles

SS1750-P

1928-34

manufactured from 304 stainless steel, polished finish

SS2000-P

1935-40

manufactured from 304 stainless steel, polished finish

SS2250-P

1946-48

manufactured from 304 stainless steel, polished finish

Shackle sets available with red or black bushes

Spring Pack

SP2831

1928-31

Suit Ford with PN# HR2831 or original axle

SP3234

1932-34

Suit Ford with PN# HR3236 or original axle

SP3540

1935-40

Suit Ford with PN# HR3740 or original axle



Spring packs use reversed eye main leaf have tapered and rounded ends for smooth operation and are fitted with stainless steel spring clamps.



U-Bolt kit

UB2834

1928-34

Manufactured from 304 and 17- 4 Stainless steel. Plain finish

UB2834-P

1928-34

Manufactured from 304 and 17- 4 Stainless steel. Polished finish

UB3540

1935-40

Manufactured from 304 and 17- 4 Stainless steel. Plain finish

UB3540-P

1935-40

Manufactured from 304 and 17- 4 Stainless steel. Polished finish

Steering Box *(Coming Soon)*

2840SB	All Years	Australian Axle Company Hot rod steering box manufactured from AC-603 Aluminium, polished. Suit HQ-WB Bracketry
--------	-----------	---

Steering columns

SC30	All Years	Billet aluminium column 30" long, milled finish
SC30-P	All Years	Billet aluminium column 30" long, polished finish
SC32	All Years	Billet aluminium column 32" long, milled finish
SC32-P	All Years	Billet aluminium column 32" long, polished finish
SC34	All Years	Billet aluminium column 34" long, milled finish
SC34-P	All Years	Billet aluminium column 34" long, polished finish

Available in 30", 32", 34". Manufactured from T6 aluminium plain or polished includes indicator and hazard switch Special lengths available - Inquire now.

Column Drops

BACD2	All Years	Billet aluminium column drop 2"
BACD4	All Years	Billet aluminium column drop 4"
BACD6	All Years	Billet aluminium column drop 6"
BACD8	All Years	Billet aluminium column drop 8"

Steering Universals



SU-1	N/a	$\frac{3}{4}$ " - 36 x $\frac{3}{4}$ " - 36
SU-2	N/a	$\frac{9}{16}$ " - 36 x $\frac{3}{4}$ " - 36
SU-3	N/a	

Steering Wheels

3-1302	All years	3 spoke steering wheel, leather bound
4-1402	All years	4 spoke steering wheel, leather bound
3-3302	All years	Aluminium horn button
3-3302-V	All years	Aluminium horn button, V8 logo
3-3100	1928-31	Steering wheel adaptor
3-3 101	1932-48	Steering wheel adaptor
3-3 102	1949-up	Steering wheel adaptor
3-900	1928-31	Keywayed quick release hub
3-901	1949-up	Ford quick release hub
3-902	1969-80	Chev quick release hub
70110	All Years	Chrome Aluminium Steering Wheel Spinner



Brake Parts

	TCBFS	All Years	Through Chassis brake fittings, Manufactured from 316 stainless steel polished and includes jam nut. Available with 90 degree or tee fittings. Please specify
	WWPV	N/a	Adjustable Perportioning valve
	WWR-2	N/a	Residual check valve 2lb
	WWR-10	N/a	Residual check valve 10lb
	BP-40	All Years	Brake pedal kit

Brake Pads

11A-2454	1948	Round "Bullseye" pad
HR-2456-R	All Years	Round stainless steel pad
HR-2458-AR	All Years	Billet Aluminium with rubber insert
HR-2459-AL	All Years	Billet Aluminium ball milled finish
HR-246 1-AR	All Years	Billet Aluminium with 2 rib rubber insert



Wheels



Solids

SOL-5	4.5" and 4.75" bolt patterns	15"x5" rim 3" Backspace
SOL-6	4.5" and 4.75" bolt patterns	15"x6" rim 3" Backspace
SOL-7	4.5" and 4.75" bolt patterns	15"x7" rim 3.5" Backspace
SOL-8	4.5" and 4.75" bolt patterns	15"x8" rim 4" Backspace

Other sizes available on request

Smoothie

SM-5	4.5" and 4.75" bolt patterns	15"x5" rim 3" Backspace
SM-6	4.5" and 4.75" bolt patterns	15"x6" rim 3" Backspace
SM-7	4.5" and 4.75" bolt patterns	15"x7" rim 3.5" Backspace
SM-8	4.5" and 4.75" bolt patterns	15"x8" rim 4" Backspace

Other sizes available on request



Chrome Smoothie

SM-5C	4.5" and 4.75" bolt patterns	15"x5" rim 3" Backspace
SM-6C	4.5" and 4.75" bolt patterns	15"x6" rim 3" Backspace
SM-7C	4.5" and 4.75" bolt patterns	15"x7" rim 3.5" Backspace
SM-8C	4.5" and 4.75" bolt patterns	15"x8" rim 4" Backspace

Other sizes available on request

Whitewall Tyres

Avgas carries a range of whitewall tyres to suit the early hotrod or custom look. Most common hotrod sizes are the 5.60 x 15 and 8.20 x 15. Please enquire

Hub Caps

18-113OP	1932	Plain
18-1130	1932	Passenger and Pickup
3-1130A	1932-33	4 Cylinder
40-1130A	1933	V8 Passenger and Pickup
40-1130B	1934	V8 Passenger and Pickup
40-1130P	1934	Plain Passenger and Pickup
48-1130	1935	Passenger and Pickup
O/A-1130	1940	Deluxe
O/C-1130	1940	Passenger and Pickup
21A-1130	1942	Passenger / 46-Pickup
21A1130B/M	1942-48	Baby Moon
51A-1130	1946	Passenger
6A- 1130	1947-48	Passenger
SH Col-14	All Years	14 Inch Fiesta Cap
SH Col-15	All Years	15 Inch Fiesta Cap
BHCo1-14	All Years	14 Inch Chrome Cap



BH Col-15	All Years	15 Inch Chrome Hub Cap
BH Co2-14	All Years	14 Inch Chrome Single Bar Cap
BH Co2-15	All Years	15 Inch Chrome Single Bar Cap
C-5051	All Years	14 Inch Lancer Cap
C-5036	All Years	14 Inch Lancer Cap
SBC01-15	All Years	15 Inch Starburst Cap
6A-18303-14	All Years	14 Inch Smooth Trim Ring
6A-18303-15	All Years	15 Inch Smooth Trim Ring
6A-18303-16	All Years	16 Inch Smooth Trim Ring
01A-18303-15	All Years	15 Inch Ribbed Trim Ring
01A-18303-16	All Years	16 Inch Ribbed Trim Ring



Halibrand wheels order only

Heating and Air-Conditioning

Avgas and authorised distributors use and recommend only quality Airtique Air-Conditioning. Airtique manufacture in excess of twelve different styles of Air-Conditioning units. Avgas have in stock P# UN 111 HC units at all times. This unit fits most right hand drive applications.



UN 111 HC	All Years	Mini heat, cool and defrost unit
CP-006	All Years	Switch package
CP-111	All Years	Mini slide bar control
LO-400	All Years	Rectangular louver
LO-401	All Years	Kick panel louver
LO-404	1940	Ash tray vent
LO-405	All Years	Billet aluminium rectangular louver
LO-407	All Years	Round fish eye vent
LO-409	All Years	Billet aluminium round louver
LO-410	All Years	Billet aluminium round louver with butterfly vent
CO-508	All Years	Compressor
CC-703	All Years	Clutch cover polished
CC-704	All Years	Clutch cover plain
PS-900	All Years	Pressure switch
F.H.200	All Years	2" duct hose
F.H.250	All Years	2 1/2" duct hose
1767	All Years	Billet aluminium bulk head fitting A/C
1768	All Years	Billet aluminium bulk head fitting HEAT
1769	All Years	Billet aluminium square A/C and HEAT
1770	All Years	Billet aluminium rectangular A/C and HEAT
DR-1400	All Years	Plain receiver dryer
DR-1401	All Years	Billet aluminium receiver dryer

Condensers

CD-1800	1936-41	Chev
CD-1800-A	1936	Ford
CD-1801	1932-35	Chev
CD-1801-A	1932-35	Ford
CD-1801-B	1937-39	Ford and Chev
CD-1802	N/A	Universal
CD-1803	1940-48	Ford



Accelerator Pedals

HR-9735-C	All Years	Chrome Spoon
HR-9736-R	All Years	Chrome round pad
HR-973 8-AR	All Years	Billet Aluminium with rubber insert
HR-9739-AL	All Years	Billet Aluminium ball milled finish
HR-9751-AR	All Years	Billet Aluminium with 2 rib rubber insert
HR-9730-XL	All Years	Stainless steel throttle cable, extra long
HR-9723-SS	All Years	Stainless steel kick down cable, suit TH350
HR-9720-SS	All Years	Stainless steel kick down cable, suit C4
HR-9725-SS	All Years	Stealth Accelerator pedal

Dimmer Switch Pads

HR-13058-AR	All Years	Billet Aluminium dimmer switch with rubber insert
HR-13059-AL	All Years	Billet Aluminium dimmer switch ball milled
HR-13061	All Years	Billet Aluminium dimmer switch, 2 rib rubber insert

Radiator Caps

A8100A	1928-29	
A8100B	1930-31	
B8100A	1932	
40-8100AR	1933	
40-8100B	1934	
8200P-B/A	All Years	Plain Radiator Cap 13
8200M-B/A	All Years	Milled
8200 V8-B/A	All Years	Logo
8130-F	All Years	Radiator Mount Kit (Suit 28-48 Ford)

Recovery Tanks

80013	All Years	13" Stainless Steel Recovery Tank
80015	All Years	15" Stainless Steel Recovery Tank
80017	All Years	17" Stainless Steel Recovery Tank
80019	All Years	19" Stainless Steel Recovery Tank

Bezels

A-11805-AR	1928-30	Dash Bezel
A-11805-BR	1930-31	Dash Bezel

Scripts

U-7232-HR	All Years	"Hotrod"
U-7232-SR	All Years	"Streetrod"
U-7236-LS	All Years	"Leadslead"
KA-7701	1939	"Ford" Deluxe

Grilles and Grille Shell

A8200-SM	1928-29	Chrome no Holes
A8200-C	1928-29	Chrome with Holes
A8200-30	1930	Stainless Steel Grille Shell
A8200-31	1931	Stainless Steel Grille Shell
B8200-1C	1932	Stainless Steel with Crank Hole
B8200-1D	1932	Stainless Steel without Crank Hole
B8200-1E	1932	Stainless Steel without Crank Hole 3 Inch Chop
40FG 8200	1933	Fibre Glass Grille Shell
40FG8200-B	1934	Fibre Glass Grille Shell
68-8200-P	1936	Plain Grille Shell with Crank Hole
68-8200-C	1936	Chrome Grille Shell with Crank Hole
68-8200-NCP	1936	Plain Grille Shell No Crank Hole
68-8200-NCC	1936	Chrome Grille Shell No Crank Hole
78-8200-P	1937	Plain Grille with Crank Hole
78-8200-C	1937	Chrome Grille with Crank Hole
78-8200-NCP	1937	Plain Grille No Crank Hole
78-8200-NCC	1937	Chrome Grille No Crank Hole
91A-8200-P	1939	Plain Grille Shell No Crank Hole
91A-8200-C	1939	Chrome Grille Shell with Crank Hole
91A-8200-NCP	1939	Plain Grille Shell No Crank Hole
91A-8200-NCC	1939	Chrome Grille Shell No Crank Hole



Crank Hole Cover

A-8216-A	1928-29	Stainless Steel Crank Hole Cover
A-8216-B	1930-31	Stainless Steel Crank Hole Cover
B-8211	1932	Stainless Steel. Crank Hole
40-8216-A	1933	Stainless Steel Crank Hole cover
40-8216-B	1934	Stainless Steel Crank Hole cover

Grill trim

18-8234	1932	Grill Trim
40-8234K1T	1934	Grill Trim and Centre (includes clip and cups)
48-8234K1T	1935	Grill Trim and Centre (includes clip and cups)
68-8234K1T	1936	Grill Trim and Centre (includes clip and cups)
78-8234K	1937	Grill Trim and Centre (includes clip and cups)

Hood Ornaments Radiator Emblems

A-8212A	1928-36	Pick up
A-8212-SS	1931	Stainless Steel
B-8212	1932	Passenger Car
18-8212	1933	Passenger car
40-8212	1934	Passenger Car
B-8215	1932	Grill Bezel
40-8215	1934	Grill Nose ornament
46-8215	1934-35	Commercial Nose Ornament

Blue Emblems

A-8212-A	1928-30	Blue cloisonné
A-8212-B	1931	Chrome with blue lettering
B-8212	1932	Blue porcelain
18-8212	1933	Blue porcelain
40-8212	1934	Blue porcelain

Gennie Shifter

Ultra Front Mount

U-PG	N/a	Ultra Shifter, suit GM Powaglide
U-TH350	N/a	Ultra Shifter, suit GM TurboHydro 350
U-TH400	N/a	Ultra Shifter, suit GM TurboHydro 400
U-TH700	N/a	Ultra Shifter, suit GM TurboHydro 700
U-C4	N/a	Ultra Shifter, suit Ford C4
U-C6	N/a	Ultra Shifter, suit Ford C6
U-FMX	N/a	Ultra Shifter, suit Ford FMX
U-AOD	N/a	Ultra Shifter, suit Ford AOD
U-904	N/a	Ultra Shifter, suit TouqueFlite 904
U-727	N/a	Ultra Shifter, suit TouqueFlite 727



Shifters available with 16" or 23" stick, billet aluminium or black onyx knob. Swan stick available only in 23".

Rear Mount

RM-PG	N/a	Rear Mount Shifter, suit GM Powaglide
RM-TH350	N/a	Rear Mount Shifter, suit GM TurboHydro 350
RM-TH400	N/a	Rear Mount Shifter, suit GM TurboHydro 400
RM-TH700	N/a	Rear Mount Shifter, suit GM TurboHydro 700
RM-C4	N/a	Rear Mount Shifter, suit Ford C4
RM-C6	N/a	Rear Mount Shifter, suit Ford C6
RM-FMX	N/a	Rear Mount Shifter, suit Ford FMX
RM-AOD	N/a	Rear Mount Shifter, suit Ford AOD
RM-904	N/a	Rear Mount Shifter, suit TouqueFlite 904
RM-727	N/a	Rear Mount Shifter, suit TouqueFlite 727

Hand Brake

G.HB-11	N/a	Gennie hand brake 11"
G.HB-16	N/a	Gennie hand brake 16"
LLHB	N/a	Low Line hand brake (includes warning switch)
UN-2	N/a	Cable kit-drum brakes
GS-2	N/a	Cable kit-disc brakes (clevis kit required)
FF-1	1937-48	Cable kit, intermediate cable for use with original hand brake. Connects to UN-2 cable kit



Boot Kits

SBU	N/a	Shift Boot Ultra
SBRM	N/a	Shift Boot Rear Mount
SBUI	N/a	Shift Boot Ultra with indicator
SBRMI	N/a	Shift Boot Rear Mount with indicator
DMLI	N/a	Dash mounted indicator

Dip Sticks

TM-PG	N/a	Trans mount, suit GM Powaglide
TM-TH350	N/a	Trans mount, suit GM TurboHydro 350
TM-TH400	N/a	Trans mount, suit GM TurboHydro 400
TM-TH700	N/a	Trans mount, suit GM TurboHydro 700
TM-C4	N/a	Trans mount, suit Ford C4
TM-C6	N/a	Trans mount, suit Ford C6
TM-FMX	N/a	Trans mount, suit Ford FMX
TM-AOD	N/a	Trans mount, suit Ford AOD
TM-904	N/a	Trans mount, suit TouqueFlite 904
TM-727	N/a	Trans mount, suit TouqueFlite 727

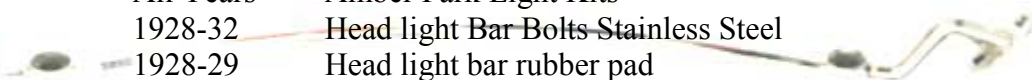


FW-PG	N/a	Fire wall mount, suit GM Powaglide
FW-TH350	N/a	Fire wall mount, suit GM TurboHydro 350
FW-TH400	N/a	Fire wall mount, suit GM TurboHydro 400
FW-TH700	N/a	Fire wall mount, suit GM TurboHydro 700
FW-C4	N/a	Fire wall mount, suit Ford C4
FW-C6	N/a	Fire wall mount, suit Ford C6
FW-FMX	N/a	Fire wall mount, suit Ford FMX
FW-AOD	N/a	Fire wall mount, suit Ford AOD
FW-904	N/a	Fire wall mount, suit TouqueFlite 904
FW-727	N/a	Fire wall mount, suit TouqueFlite 727



Head Lamp and Accessories

D-13000	All Years	Chrome Dietz 7" Halogen Head lamps
KB-13000	All Years	Chrome King Bee 7" Halogen Head lamps
B-13000Q	1932	Passenger Car Quartz Halogen Head lamps
40-13000Q	1934	Passenger Car Quartz Halogen Head lamps
46-13000Q	1933-34	Commercial with Quartz Halogen Head lamps
B-13026QH	All Years	Quartz Halogen Head lamps Adapters
A-13114AD	1928-29	Stainless Steel Dropped Head lamp Bar
A-13114BD	1930-31	Stainless Steel Dropped Head lamp Bar
18-13114B	1932	Stainless Steel Dropped Head lamp Bar
40-13125 SB	1933-34	Chopped Head Lamp Stands
A-6243	All Years	12 Volt Quartz Halogen conversion Kit
37001	All Years	Amber Park Light Kits
B-13119SS	1928-32	Head light Bar Bolts Stainless Steel
A-13114A	1928-29	Head light bar rubber pad
A-13114B	1930-31	Head light bar rubber pad
B-13130	1932	Head light bar rubber pad
40-13130	1933-34	Passenger Car
"	1935-37	pick up



Tail lamps and Accessories

A-13405-SL	1928-31	Tail lamps LHS
A-13405-RL	1928-31	Tail Lamp RHS
A-13450	1928-31	Amber Lens
A-13450-BD	1928-31	Amber Lens with Blue Dot
A-13450-R	1928-31	Red Lens
A-13450-R-BD	1928-31	Red Lens with Blue Dot
A-13450-S	1928-31	Stop Lens
B-13407	1932	Tail Lamp RHS
B-13407-BD	1932	Tail Lamp RHS with Blue Dot
B-13408	1932	Tail Lamp LHS with licence plate light
B-13408-BD	1932	Tail Lamp LHS with licence plate light and Blue Dot
40-13407	1933-36	Tail Lamp RHS
40-13407-BD	1933-36	Tail Lamp RHS with Blue Dot
40-13408	1933-36	Tail Lamp LHS with licence plate light
40-13408-BD	1933-36	Tail Lamp LHS with licence plate light and Blue Dot
81A-13405	1939	Tail Lamp
81A-13405-BD	1939	Tail Lamp with Blue Dot
21A-13408	1942-48	Tail Lamp
21A-13408-BD	1942-48	Tail Lamp with Blue Dot
KC-1200-L	1937-38	Chev Tail Lamp LHS
KC-1200-R	1937-38	Chev Tail Lamp RHS
KC-1201-L	1937-38	Chev Tail Lamp LHS with Blue Dot



KC-1201-R	1937-38	Chev Tail Lamp RHS with Blue Dot
KC-1000	1942-48	Chev Tail Lamp
KC-1000-BD	1942-48	Chev Tail Lamp with Blue Dot
KC-2505	1959	Caddy Tail Lamp Red Lense
KC-2508	1959	Caddy Tail Lamp Amber Lense
KC-2506	1959	Caddy Tail Lamp Clear Lense
SR-13405-A	All Years	Billet Aluminium Stop, Tail and indicator
A-13471-R	1928-31	Tail lamp bracket RHS
A-13471-RC	1928-31	Tail lamp bracket RHS Chrome
A-13471-L	1928-31	Tail lamp bracket LHS
A-13471-LC	1928-31	Tail lamp bracket LHS Chrome
A-13406-SS	1928-31	Licence plate bracket Stainless Steel
A-13471-P	1928-31	Tail lamp bracket pad
B-13470-B	1930-37	Commercial tail lamp bracket



Indicators

30326	All Years	Small Diamond indicators
80890	All Years	Small Rod Lites
80900	All Years	Medium Rod Lites
82770	All Years	Small Bullet Indicators (Shielded)
80061	All Years	Medium Bullet Indicators (Shielded)

A-5007-A	All Years	Heavy Duty Turn Signal Switch with Hazard
A-5007-R	All Years	Turn Signal Switch

Licence plate lights

HR-13560-SS	All Years	Tube Licence plate light
-------------	-----------	--------------------------

3rd Brake lights

HR-13613-LED	All Years	LED Brake light
HR-13612-A	All Years	Billet Aluminium 3 rd brake light

Dash Lights

81160	All Years	LED lense (Amber)
81161	All Years	LED lense (Blue)
81164	All Years	LED lense (Red)

400-51	All Years	Mini Pilot Lites (Amber)
400-52	All Years	Mini Pilot Lites (Blue)
400-53	All Years	Mini Pilot Lites (Green)
400-54	All Years	Mini Pilot Lites (Purple)
400-55	All Years	Mini Pilot Lites (Red)

Spot Lights

30648	All Years	Dummy Spots
-------	-----------	-------------

Bullet stuff

C-8051	All Years	4 ¹ / ₈ " x 1 ¹ / ₂ " Bullet Caps
C-8052	All Years	4 ³ / ₄ " x 2" Bullet Caps
C-8053	All Years	5 ¹ / ₄ " x 2 ¹ / ₂ " Bullet Caps
10098	All Years	1 ¹ / ₂ " x 1 ³ / ₄ " Bullet Caps
10868	All Years	Lighted Bullet Nut Kits (Amber)
10869	All Years	Lighted Bullet Nut Kits (Blue)
10870	All Years	Lighted Bullet Nut Kits (Green)

10871	All Years	Lighted Bullet Nut Kits (Purple)
10872	All Years	Lighted Bullet Nut Kits (Red)
70048	All Years	Bullet Door Knobs
70061	All Years	Bullet Valve Caps
10889	All Years	Bullet License Plate Fasteners
50531	All Years	Bullet Light, License Plate Fasteners (Amber)
50532	All Years	Bullet Light, License Plate Fasteners (Blue)
50533	All Years	Bullet Light, License Plate Fasteners (Green)
50534	All Years	Bullet Light, License Plate Fasteners (Purple)
50535	All Years	Bullet Light, License Plate Fasteners (Red)
50536	All Years	Bullet Light, License Plate Fasteners (Yellow)

Mirrors

T-7853-C	1909-27	Closed car exterior mirror, Chrome finish
A-18414-R/L	All Years	3 inch peep mirror left or right side
B-18414-R/L	All Years	4 inch peep mirror left or right side
B-17700-WS	All Years	Wind wing mirror, Stainless Steel
A-17681-ACB	1928-29	Closed car interior mirror, black finish
A-17681-AOB	1928-29	Open car interior mirror, black finish
A-17681-BCB	1930-31	Closed car interior mirror, black finish
A-17700-AR	1928-29	Open car post mirror, Chrome finish
A-17700-B	1930-31	Open car post mirror, Chrome finish
18-17700-P	1932	Open car post mirror, Chrome finish
A-17741-A	1928-29	Closed car hinge mirror, Chrome finish
48-18403	1935-40	Closed car hinge mirror, Chrome finish
50-17741-C	1935-47	Closed car hinge mirror, Chrome finish, commercial vehicles
CL-17682-S	All Years	Classic interior screw on mirror, Chrome finish

Original Ford interior and exterior closed and open car mirrors in stock Inquire Now

Billet aluminium mirrors

BA-17741-AR	All Years	Closed car exterior rectangular head RHS.
BA-17741-AL	All Years	Closed car exterior rectangular head LHS.
BA-17741-BR	All Years	Closed car exterior round head RHS.
BA-17741-BL	All Years	Closed car exterior round head LHS.
P-17700-AR	All Years	Open car exterior Post mirror rectangular head RHS.
P-17700-AL	All Years	Open car exterior Post mirror rectangular head LHS.
P-17700-BR	All Years	Open car exterior Post mirror round head RHS
P-17700-BL	All Years	Open car exterior Post mirror round head LHS.
BA-17682-SC	All Years	Interior, rectangular screw fitting
BA-17682-GL	All Years	Interior, rectangular glue fitting
BA-17682-R	All Years	Exterior flamed oval RHS
BA-17682-L	All Years	Exterior flamed oval LHS
CO-17683-SC	All Years	Interior, oval screw fitting
CO-17683-GL	All Years	Interior, oval glue fitting
FO-17683-SC	All Years	Interior, oval flamed screw fitting
FO-17683-GL	All Years	Interior, oval flamed glue fitting

Sheet Metal

A-16527-C	1928-29	Apron
A-16527-D	1930-31	Apron
B-16527	1932	Apron
B-16527-CHP	1932	Apron, 2" chopped
A-16713/14	1928-29	Hood shelves

Valve Caps

93131	All Years	Dice (Blue)
93132	All Years	Dice (Chrome)
93133	All Years	Dice (Green)
93134	All Years	Dice (Black)
93135	All Years	Dice (Purple)
93136	All Years	Dice (Red)
93138	All Years	Dice (Yellow)
93139	All Years	Dice (Brown)
93320	All Years	Bullet (Chrome)
70001	All Years	Skull (Chrome)

Bullets

93790	All Years	Dash Knobs (Pair)
50520	All Years	Nut Set (Chrome)
50605	All Years	Nut Set (Chrome) Long

Windshield Wiper

A-17508-SS	All Years	12 volt single speed wiper motor
68-17574K1T	All Years	Tandem Wiper Kit



Windshield posts

A-37138-A	1928-29	Open Car Post Chrome
A-37138-B	1928-29	Open Car Post Chrome 3" Chopped
A-37130-C	1930-31	Open Car Lower Stanchion
B-37 132-S	1932	Open Car Lower Stanchion
18-37136-SS	1932	Wind Shield Stanchion
18-37136-B	1932	Wind Shield Stanchion 3" Chopped
40-37136-BS	1933-34	Open Car posts 3" Chopped

Window Frames

99-420302-P	All Years	Mail slot open car rear window frame, polished finish
99-420302-C	All Years	Mail slot open car rear window frame, Chrome finish

Chassis Brackets

A-5125-A	1928-31	Front Left and Right Running Board Brackets
A-5130-A	1928-31	Rear Left Running Board Brackets
A-5130-A	1928-31	Rear Right Running Board Brackets
A-16025-AC	1928-29	Front Fender Brackets
B-16025-AC	1932	Front Fender Brackets
A-16180-A	1928-29	Rear Fender Bracket Suit Coupe, Roadster, Pickup
A-16180-B	1930-31	Rear Fender Bracket
40-16094-A	1933-34	Small front Fender Bracket
A-5075	1928-31	Front frame to body bracket
A-5100	1928-31	Frame to Hood Hook Bracket
B-16485-S	1932	Running board Bracket
40-16485-S	1933-34	Running board Bracket
40-16047-B	1933-34	Large Front Fender Bracket RHS
40-16048-B	1933-34	Large Front Fender Bracket LHS
40-13463	1933-34	Read Fender Bracket RHS

Hood Latches

A-16750-ASS	1928-29	Stainless Steel Hood Handle 3 Hole
A-16750-BSS	1930-31	Stainless Steel Hood Handle 2 Hole
A-16750-C	1928-31	Latch Caps
B-16750-SS	1932	Stainless Steel Hood Handle
A-16608-SS	1928-31	Stainless Steel Hood prop kit
B-16608-SS	1932-36	Stainless Steel Hood prop kit

Support Rods

A-8133-SS	1928-31	Stainless Steel Radiator support rods
B-8133-SS	1932-36	Stainless Steel Radiator support rods
A-8140/41-SS	1928-32	Stainless Steel firewall support rod brackets
40-8140/41-SS	1933-36	Stainless Steel firewall support rod brackets
B-8133-SC	All Years	Stainless Steel support rod covers

Hot-Rod Carburation

Full Tri-Carb systems to suit:

- Small block Chev 265ci-400ci
- Small block Ford 289ci-302ci
- Pontiac 1955-64
- Buick 1953-59
- Buick Nailhead 401ci-425ci
- Dodge 1955-57 315ci-500ci
- Mopar 361ci
- Mopar 383ci-400ci b-engines
- Oldsmobile All V8's

Basic builders kits

Includes:

- Assembled secondary throttle plates with leavers and torsion springs
- Extended primary shaft with hardware
- Stainless steel mechanical progressive linkage assembly with hardware
- Aluminium plugs
- Base gaskets and throttle plate gaskets
- Complete installation instructions

Master builders kit

Includes:

- Assembled secondary throttle plates with leavers and torsion springs
- Extended primary shaft with hardware
- Stainless steel mechanical progressive linkage assembly with hardware
- Aluminium plugs
- Base gaskets and throttle plate gaskets
- All replaceable parts needed to rebuild 3 Rochester 2g carburetors
- Stainless steel fuel line assembly, billet fuel manifold and fuel inlet fittings
- Bonnet style air cleaners with paper elements
- Complete installation instructions

Air Cleaners

- Chrome bonnet air cleaners (smooth)
- Chrome bonnet air cleaners (louvered)
- Aluminium air scoop (Scott)
- Top loader, suit 5 1/8" single 4 bbl carb

All Hotrod carburation part available individually and custom systems available

Ford Logo Hat Pin

A-9048-27	27 Ford Hat Pin
A-9048-28	28 Ford Hat Pin
A-9048-29	29 Ford Hat Pin
A-9048-30	30 Ford Hat Pin
A-9048-31	31 Ford Hat Pin
A-9048-32	32 Ford Hat Pin
A-9048-33	33 Ford Hat Pin
A-9048-34	34 Ford Hat Pin
A-9048-35	35 Ford Hat Pin
A-9048-36	36 Ford Hat Pin
A-9048-37	37 Ford Hat Pin
A-9048-38	38 Ford Hat Pin
A-9048-39	39 Ford Hat Pin
A-9048-40	40 Ford Hat Pin
A-9048-46	46 Ford Hat Pin
A-9048-47	47 Ford Hat Pin
A-9048-48	48 Ford Hat Pin
A-9048-49	49 Ford H\$ Pin
A-9048-50	50 Ford Hat Pin
A-9048-51	51 Ford Hat Pin
A-9048-52	52 Ford Hat Pin
A-9048-53	53 Ford Hat Pin
A-9048-54	54 Ford Hat Pin
A-9048-55	55 Ford Hat Pin
A-9048-56	56 Ford Hat Pin
A-9048-57	57 Ford Hat Pin
A-9048-58	58 Ford Hat Pin
A-9048-59	59 Ford Hat Pin
A-9048-60	60 Ford Hat Pin
A-9048-61	61 Ford Hat Pin
A-9048-62	62 Ford Hat Pin
A-9048-63	63 Ford Hat Pin